

**Cover image caption:** Imaging of ganglioside isomers using in-source fragmentation with AP-MALDI MS, see page 1463.

**ASMS NEWS & VIEWS**

*i-ii*

ASMS News & Views  
Edited by Gavin Reid

**FACES OF MASS SPECTROMETRY**

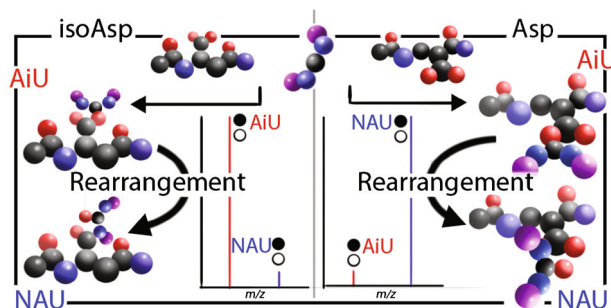
*iii-iv*

Interview Series: Catherine Fenselau  
Kristen E. Phillips

**RESEARCH ARTICLES**

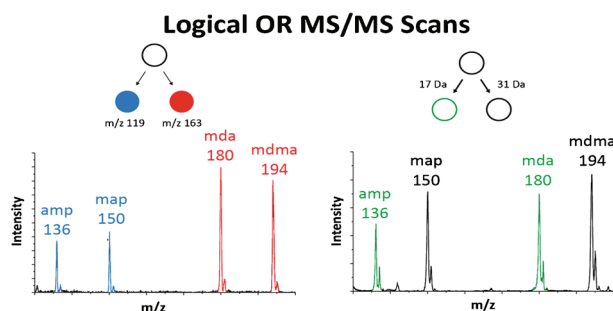
**1339 – 1344**

Gas Phase Ion Chemistry to Determine Isoaspartate in a Peptide Backbone  
S.T. Ayrton, X. Chen, R.M. Bain,  
C.J. Pulliam, M. Achmatowicz,  
T.G. Flick, D. Ren, and R.G. Cooks



**1345 – 1354**

Precursor and Neutral Loss Scans in an RF Scanning Linear Quadrupole Ion Trap  
D.T. Snyder, L.J. Szalwinski, R.L. Schrader,  
V. Pirro, R. Hilger, and R.G. Cooks



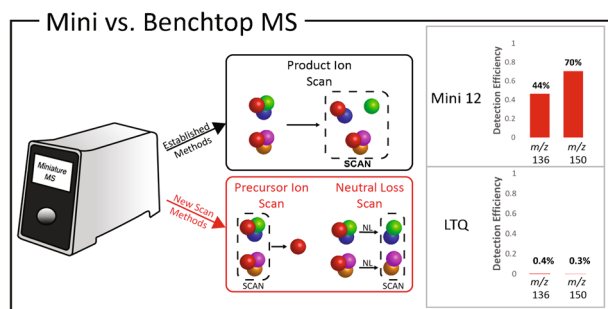
Instructions for authors for *The Journal of the American Society for Mass Spectrometry* can be found at [www.springer.com/13361](http://www.springer.com/13361)

**Abstracted/Indexed in:** Academic OneFile, Academic Search, Chimica, CSA/Proquest, Current Abstracts, Current Contents/Physical, Chemical and Earth Sciences, EI-Compendex, EMBASE, Food Science and Technology Abstracts, Google Scholar, IBIDS, INIS Atomindex, Inspec, OCLC, PubMed/Medline, Science Citation Index, Science Citation Index Expanded (SciSearch), SCOPUS, and Summon by Serial Solutions.

Journal of the American Society for Mass Spectrometry (ISSN 1044-0305) is published monthly by Springer Science & Business Media, 233 Spring St, 6th Fl., New York, NY. Periodicals postage is pending at New York, NY and additional mailing offices. POSTMASTER: Send address changes to *Journal of The American Society for Mass Spectrometry*, Springer, 233 Spring Street, New York, NY 10013, USA.

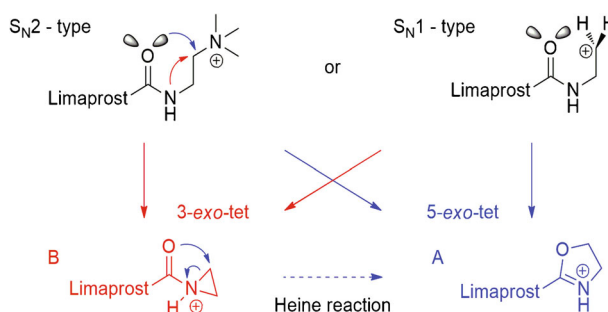
## 1355–1364

Implementation of Precursor and Neutral Loss Scans on a Miniature Ion Trap Mass Spectrometer and Performance Comparison to a Benchtop Linear Ion Trap  
*D.T. Snyder, L.J. Szalwinski, R. Hilger, and R.G. Cooks*



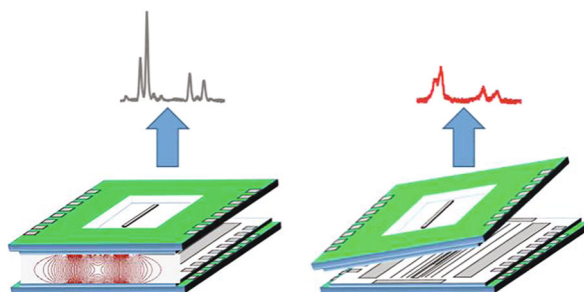
## 1365–1375

Establishment of a Charge Reversal Derivatization Strategy to Improve the Ionization Efficiency of Limaprost and Investigation of the Fragmentation Patterns of Limaprost Derivatives Via Exclusive Neutral Loss and Survival Yield Method  
*D. Sun, X. Meng, T. Ren, J.P. Fawcett, H. Wang, and J. Gu*



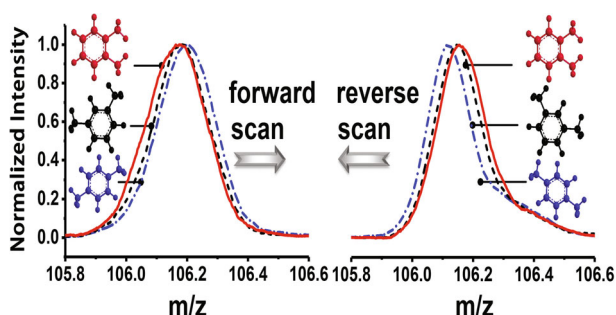
## 1376–1385

Experimental Observation of the Effects of Translational and Rotational Electrode Misalignment on a Planar Linear Ion Trap Mass Spectrometer  
*Y. Tian, T.K. Decker, J.S. McClellan, Q. Wu, A. De la Cruz, A.R. Hawkins, and D.E. Austin*



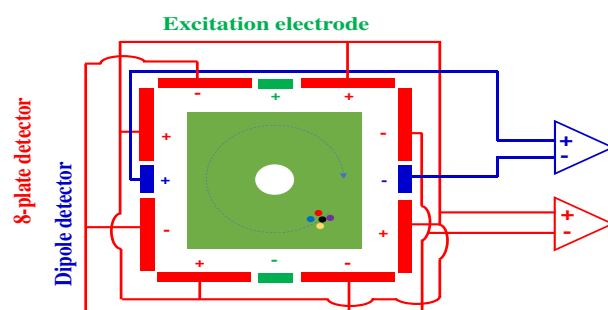
## 1386–1393

Chemical Mass Shifts in a Digital Linear Ion Trap as Analytical Identity of *o*-, *m*-, and *p*-Xylene  
*L. Sun, B. Xue, Z. Huang, P. Cheng, L. Ma, L. Ding, and Z. Zhou*



## 1394–1402

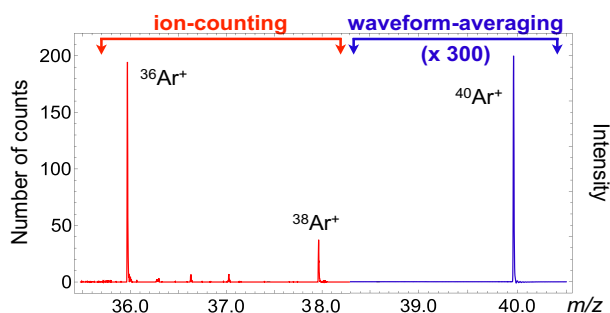
Characterization of Harmonic Signal Acquisition with Parallel Dipole and Multipole Detectors  
*S.-G. Park, G.A. Anderson, and J.E. Bruce*



## 1403–1407

Improved Quantitative Dynamic Range of Time-of-Flight Mass Spectrometry by Simultaneously Waveform-Averaging and Ion-Counting Data Acquisition

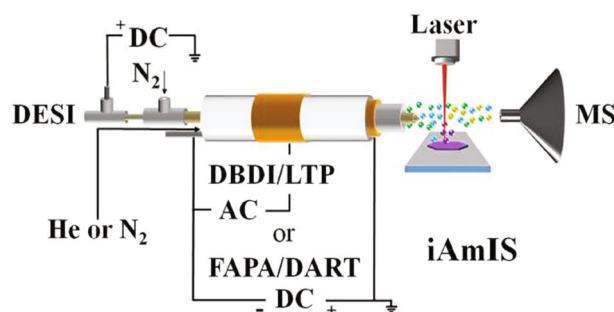
Y. Kawai, T. Hondo, K.R. Jensen, M. Toyoda, and K. Terada



## 1408–1415

A Versatile Integrated Ambient Ionization Source Platform

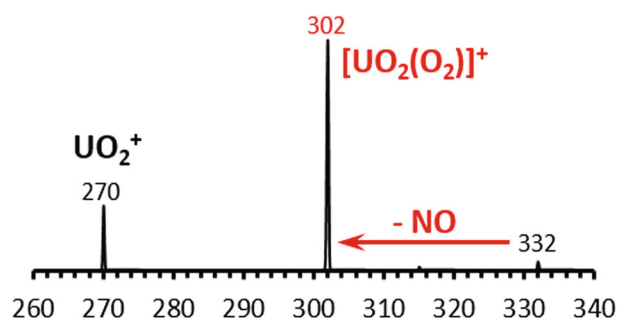
W. Ai, H. Nie, S. Song, X. Liu, Y. Bai, and H. Liu



## 1416–1424

Influence of Background H<sub>2</sub>O on the Collision-Induced Dissociation Products Generated from  $[\text{UO}_2\text{NO}_3]^+$

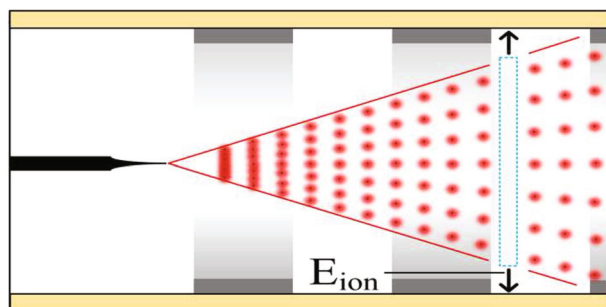
M.J. Van Stipdonk, A. Iacovino, and I. Tatosian



## 1425–1430

A Simple Analytical Model for Predicting the Detectable Ion Current in Ion Mobility Spectrometry Using Corona Discharge Ionization Sources

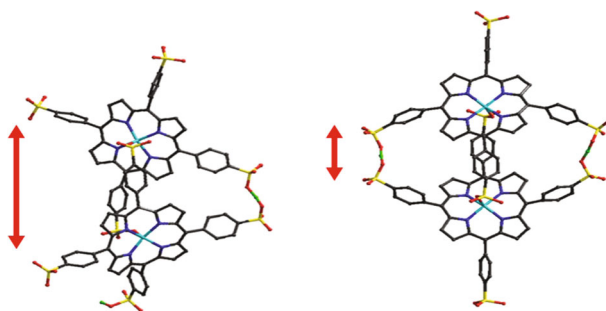
A.T. Kirk, T. Kobelt, H. Spehlbrink, and S. Zimmermann



## 1431–1441

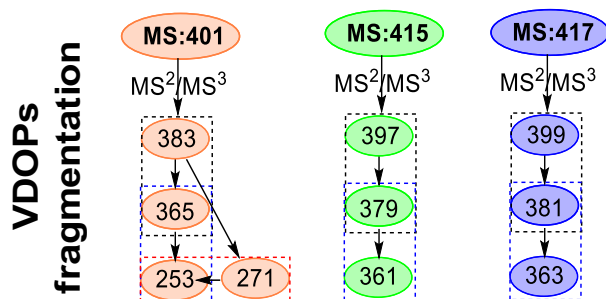
Ion Mobility Measurements of Multianionic Metalloporphyrin Dimers: Structural Changes Induced by Counteranion Exchange

E. Schneider, K. Brendle, P. Jäger, P. Weis, and M.M. Kappes



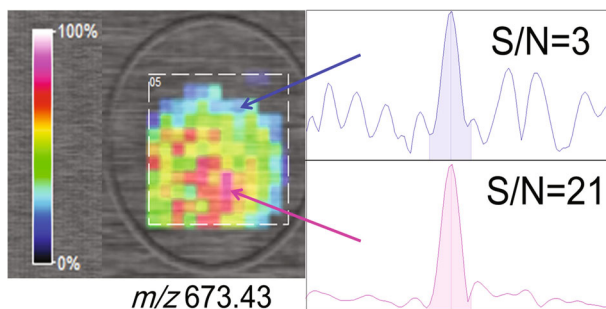
## 1442–1455

Identification of Vitamin D3 Oxidation Products Using High-Resolution and Tandem Mass Spectrometry  
*F. Mahmoodani, C.O. Perera, G. Abernethy, B. Fedrizzi, D. Greenwood, and H. Chen*



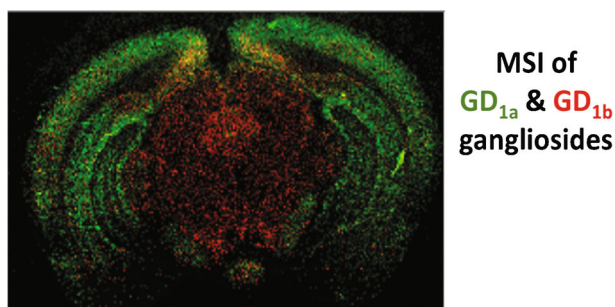
## 1456–1462

Rapid Quantification of 25-Hydroxyvitamin D<sub>3</sub> in Human Serum by Matrix-Assisted Laser Desorption/Ionization Mass Spectrometry  
*Y. Qi, M. Müller, C.S. Stokes, and D.A. Volmer*



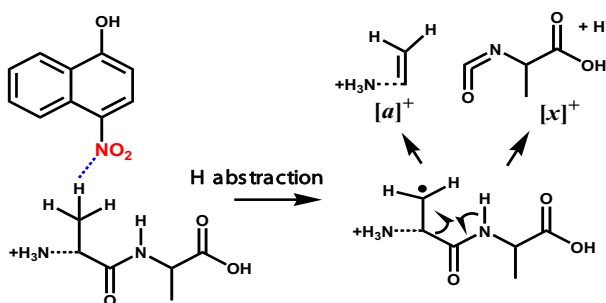
## 1463–1472

AP-MALDI Mass Spectrometry Imaging of Gangliosides Using 2,6-Dihydroxyacetophenone  
*S.N. Jackson, L. Muller, A. Roux, B. Oktem, E. Moskovets, V.M. Doroshenko, and A.S. Woods*



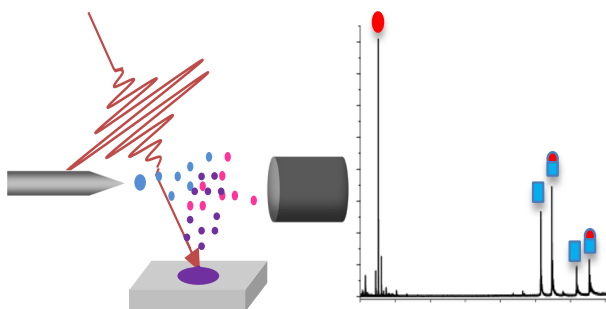
## 1473–1483

Specific C $\alpha$ -C Bond Cleavage of  $\beta$ -Carbon-Centered Radical Peptides Produced by Matrix-Assisted Laser Desorption/Ionization Mass Spectrometry  
*K. Nagoshi, M. Yamakoshi, K. Sakamoto, and M. Takayama*



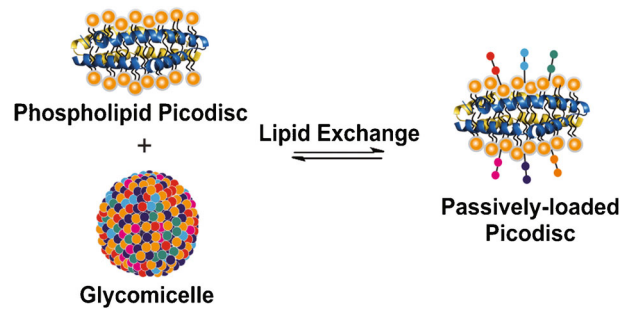
## 1484–1492

Quantification of Protein-Ligand Interactions by Laser Electrospray Mass Spectrometry  
*J.J. Archer, S. Karki, F. Shi, H. Sistani, and R.J. Levis*



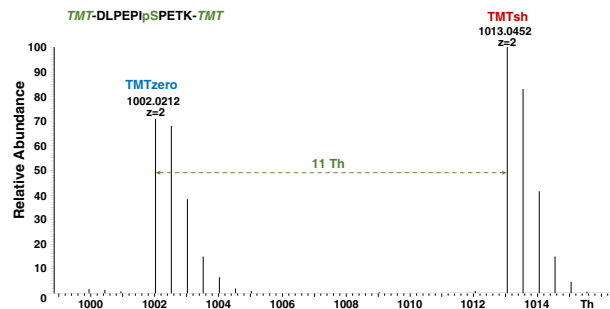
## 1493–1504

Detecting Protein–Glycolipid Interactions Using CaR-ESI-MS and Model Membranes: Comparison of Pre-loaded and Passively Loaded Picodiscs  
*J. Li, L. Han, J. Li, E.N. Kitova, Z.J. Xiong, G.G. Privé, and J.S. Klassen*



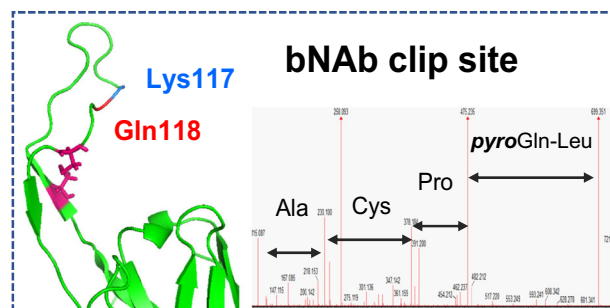
## 1505–1511

An Internal Standard for Assessing Phosphopeptide Recovery from Metal Ion/ Oxide Enrichment Strategies  
*J.A. Paulo, J. Navarrete-Perea, A.R. Erickson, J. Knott, and S.P. Gygi*



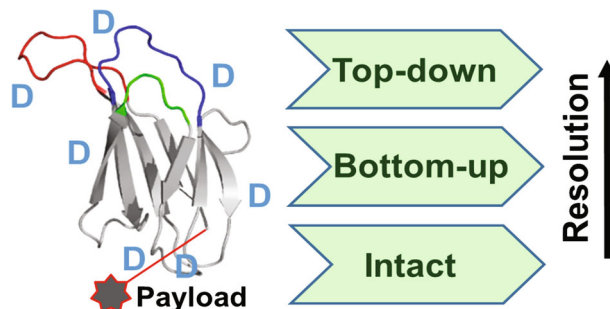
## 1512–1523

Investigation of Sequence Clipping and Structural Heterogeneity of an HIV Broadly Neutralizing Antibody by a Comprehensive LC-MS Analysis  
*V.B. Ivleva, N.A. Schneck, D. Gollapudi, F. Arnold, J.W. Cooper, and Q.P. Lei*



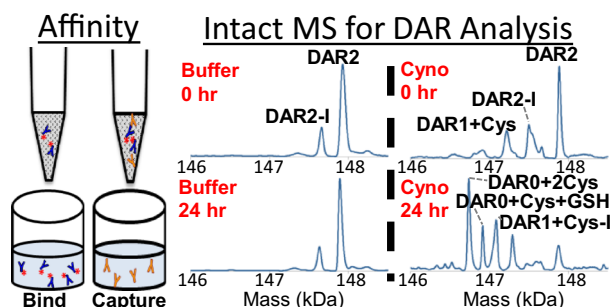
## 1524–1531

Conformational Assessment of Adnectin and Adnectin-Drug Conjugate by Hydrogen/Deuterium Exchange Mass Spectrometry  
*R.Y.-C. Huang, S.R. O'Neil, D. Lipovšek, and G. Chen*



## 1532–1537

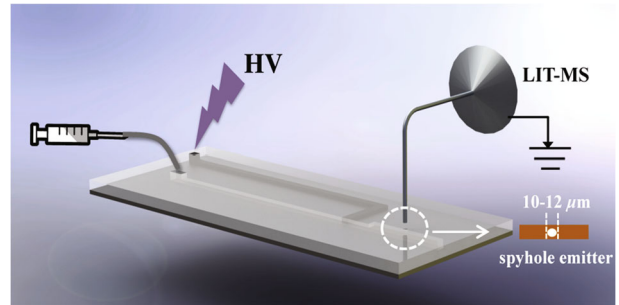
Automated On-tip Affinity Capture Coupled with Mass Spectrometry to Characterize Intact Antibody-Drug Conjugates from Blood  
*K.S. Li, P.Y. Chu, A. Fourie-O'Donohue, N. Srikumar, K.R. Kozak, Y. Liu, and J.C. Tran*



1538–1545

On-Chip Spyhole Nanoelectrospray Ionization Mass Spectrometry for Sensitive Biomarker Detection in Small Volumes

X. Zhong, L. Qiao, G. Stauffer, B. Liu, and H.H. Girault



1546–1553

Insight into Identification of *Acinetobacter* Species by Matrix-Assisted Laser Desorption/Ionization Time of Flight Mass Spectrometry (MALDI-TOF MS) in the Clinical Laboratory  
X. Li, Y. Tang, and X. Lu

