

Cover image caption: LITPOMS determines binding sites and site-specific affinities simultaneously, see page 213.

ASMS NEWS & VIEWS

i-iv

ASMS News & Views
Edited by Gavin Reid

EDITORIAL AND REVIEW

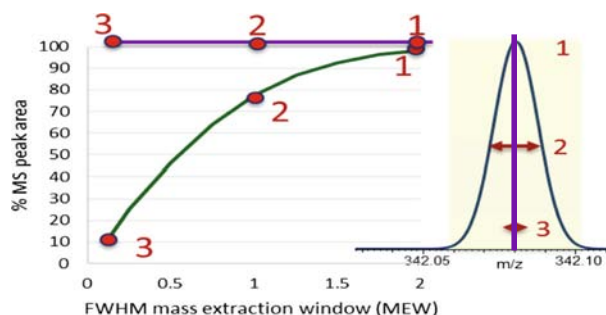
199–202

Editorial and Review: 33rd Asilomar Conference on Mass Spectrometry—Impact of Metabolomics in Translational and Clinical Research
T. Garrett and C. Petucci

CRITICAL INSIGHT

203–212

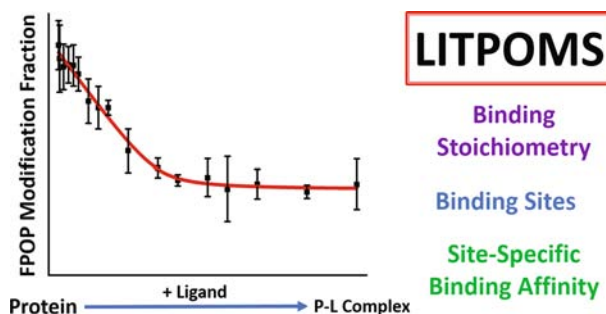
High-Resolution Mass Spectrometry Quantification: Impact of Differences in Data Processing of Centroid and Continuum Data
L. Vereyken, L. Dillen, R.J. Vreeken, and F. Cuyckens



SHORT COMMUNICATION

213–217

Protein-Ligand Interaction by Ligand Titration, Fast Photochemical Oxidation of Proteins and Mass Spectrometry: LITPOMS
X.R. Liu, M.M. Zhang, D.L. Rempel, and M.L. Gross



Instructions for authors for *The Journal of the American Society for Mass Spectrometry* can be found at www.springer.com/13361

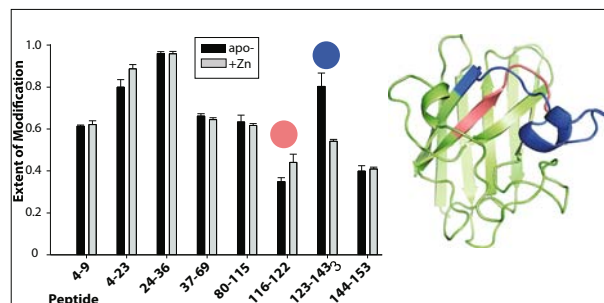
Abstracted/Indexed in: Academic OneFile, Academic Search, Chimica, CSA/Proquest, Current Abstracts, Current Contents/Physical, Chemical and Earth Sciences, EI-Compendex, EMBASE, Food Science and Technology Abstracts, Google Scholar, IBIDS, INIS Atomindex, Inspec, OCLC, PubMed/Medline, Science Citation Index, Science Citation Index Expanded (SciSearch), SCOPUS, and Summon by Serial Solutions.

Journal of the American Society for Mass Spectrometry (ISSN 1044-0305) is published monthly by Springer Science & Business Media, 233 Spring St, 6th Fl., New York, NY. Periodicals postage is pending at New York, NY and additional mailing offices. POSTMASTER: Send address changes to *Journal of The American Society for Mass Spectrometry*, Springer, 233 Spring Street, New York, NY 10013, USA.

RESEARCH ARTICLES

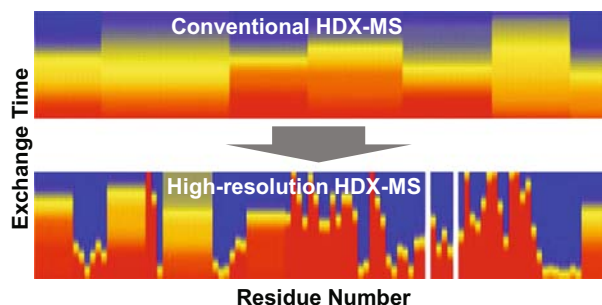
218–226

Exposure of Solvent-Inaccessible Regions in the Amyloidogenic Protein Human SOD1 Determined by Hydroxyl Radical Footprinting
Y. Sheng, J. Capri, A. Waring, J.S. Valentine, and J. Whitelegge



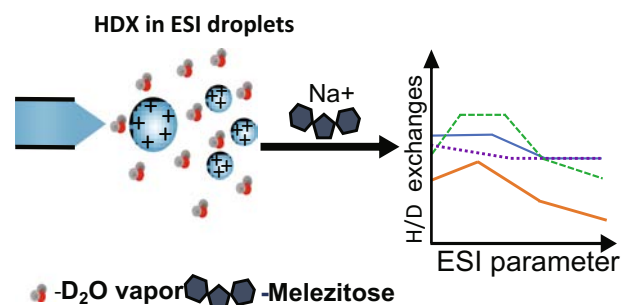
227–234

High-Resolution HDX-MS of Cytochrome c Using Pepsin/Fungal Protease Type XIII Mixed Bed Column
Y. Hamuro and T. Zhang



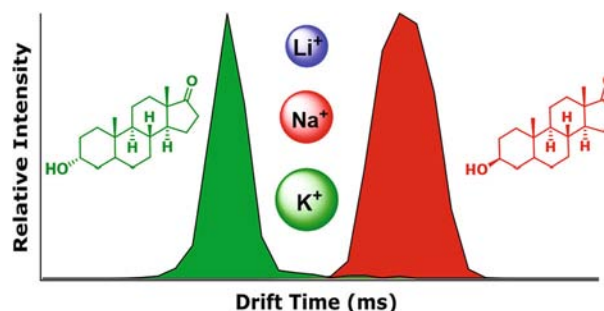
235–247

Characterization of Electrospray Ionization (ESI) Parameters on In-ESI Hydrogen/Deuterium Exchange of Carbohydrate-Metal Ion Adducts
O.T. Liyanage, M.R. Brantley, E.I. Calixte, T. Solouki, K.L. Shuford, and E.S. Gallagher



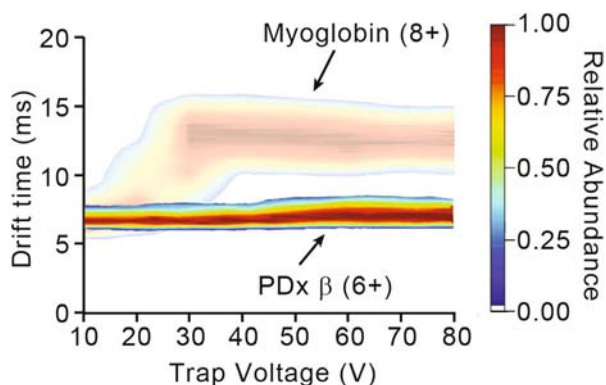
248–255

Application of Group I Metal Adduction to the Separation of Steroids by Traveling Wave Ion Mobility Spectrometry
A.L. Rister, T.L. Martin, and E.D. Dodds



256–267

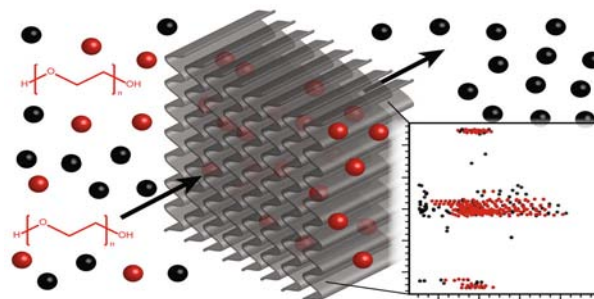
Conditions for Analysis of Native Protein Structures Using Uniform Field Drift Tube Ion Mobility Mass Spectrometry and Characterization of Stable Calibrants for TWIM-MS
J.A. Harrison, C. Kelso, T.L. Pukala, and J.L. Beck



268–277

Computational Removal of Undesired Mass Spectral Features Possessing Repeat Units via a Kendrick Mass Filter

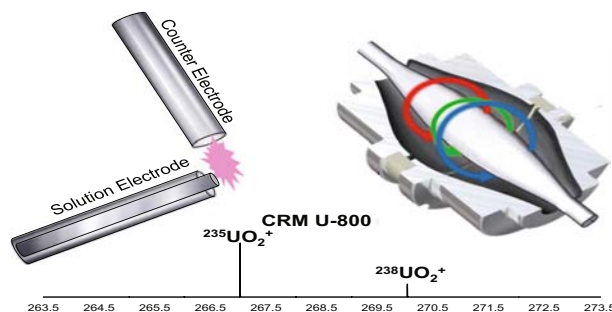
R.R. da Silva, F. Vargas, M. Ernst,
N.H. Nguyen, S. Bolleddu,
K.K. del Rosario, S.M. Tsunoda,
P.C. Dorrestein, and A.K. Jarmusch



278–288

Initial Benchmarking of the Liquid Sampling-Atmospheric Pressure Glow Discharge-Orbitrap System Against Traditional Atomic Mass Spectrometry Techniques for Nuclear Applications


E.D. Hoegg, B.T. Manard, E.M. Wylie,
K.J. Mathew, C.F. Ottenfeld,
and R.K. Marcus



289–298

MALDI MS Imaging at Acquisition Rates Exceeding 100 Pixels per Second

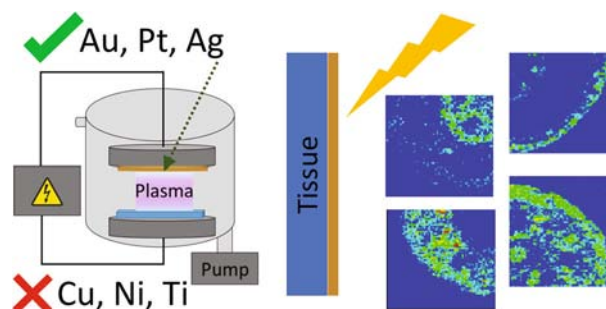
A. Bednařík, M. Macháľková, E. Moskovets,
K. Coufalíková, P. Krásenský, P. Houška,
J. Kroupa, J. Navrátilová, J. Šmarda,
and J. Preisler



299–308

Sputter-Coated Metal Screening for Small Molecule Analysis and High-Spatial Resolution Imaging in Laser Desorption Ionization Mass Spectrometry

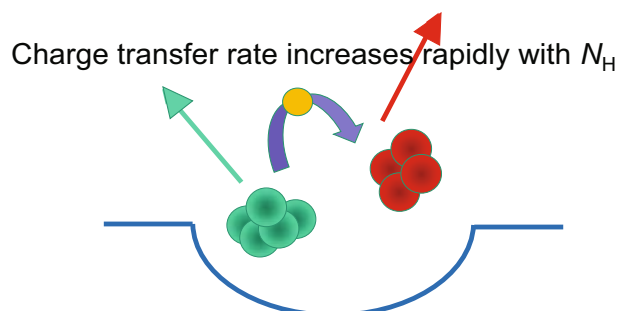
R.L. Hansen, M.E. Dueñas, and Y.J. Lee



309–320

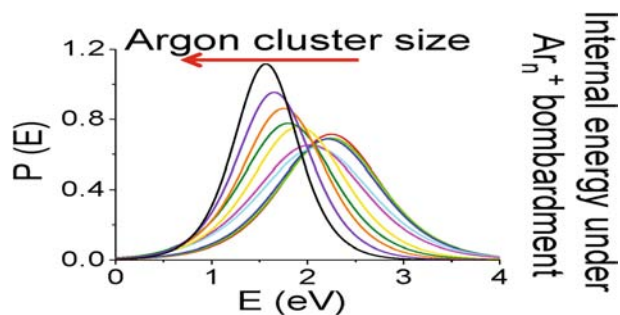
Quantifying SIMS of Organic Mixtures and Depth Profiles—Characterizing Matrix Effects of Fragment Ions

M.P. Seah, R. Havelund, S.J. Spencer,
and I.S. Gilmore



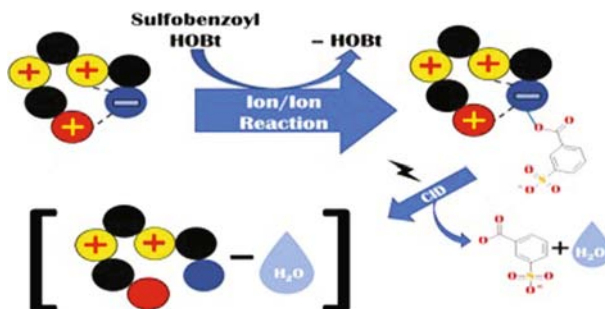
321–328

Internal Energy Distribution of Secondary Ions Under Argon and Bismuth Cluster Bombardments: “Soft” Versus “Hard” Desorption–Ionization Process
T. Fu, S. Della-Negra, D. Touboul, and A. Brunelle



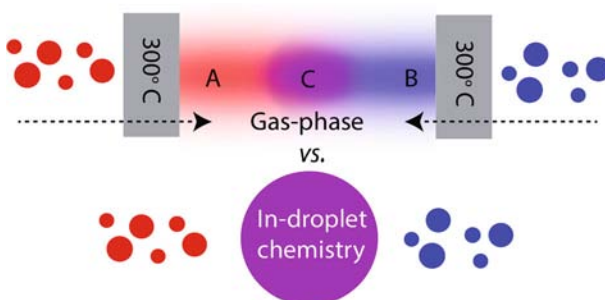
329–338

Gas-Phase Ion/Ion Chemistry as a Probe for the Presence of Carboxylate Groups in Polypeptide Cations
A.M. Pitts-McCoy, C.P. Harrilal, and S.A. McLuckey



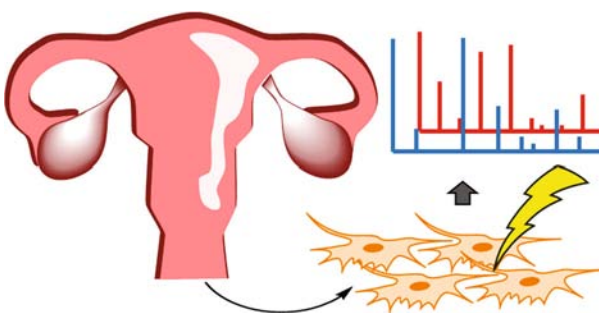
339–343

Studying Chemistry in Micro-compartments by Separating Droplet Generation from Ionization
M.I. Jacobs, R.D. Davis, R.J. Rapf, and K.R. Wilson



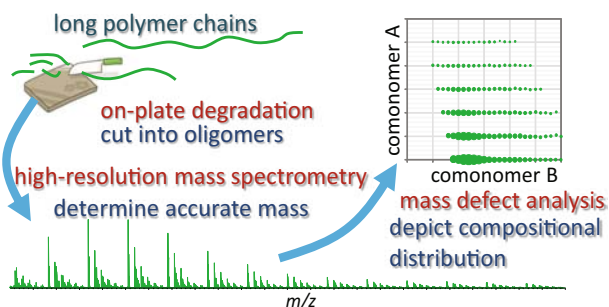
344–354

Whole Cell MALDI Fingerprinting Is a Robust Tool for Differential Profiling of Two-Component Mammalian Cell Mixtures
V.Z. Petukhova, A.N. Young, J. Wang, M. Wang, A. Ladanyi, R. Kothari, J.E. Burdette, and L.M. Sanchez



355–367

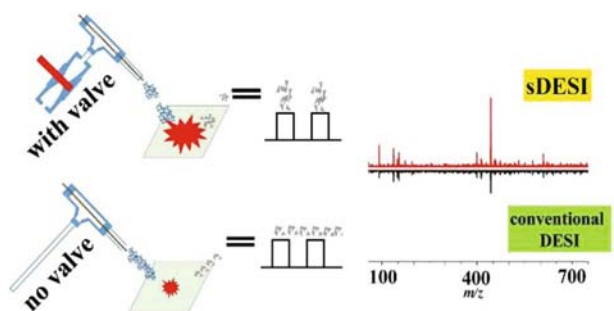
Molecular Characterization of High Molecular Weight Polyesters by Matrix-Assisted Laser Desorption/Ionization High-Resolution Time-of-Flight Mass Spectrometry Combined with On-plate Alkaline Degradation and Mass Defect Analysis
S. Nakamura, T. Fouquet, and H. Sato



368–375

Enhanced Desorption Electrospray Ionization Mass Spectrometry via Synchronizing Ion Generation and Ion Injection

Z. Hou, X. Xiong, X. Fang, and G. Huang



APPLICATION NOTE

376–380

DESI Spray Stability in the Negative Ion Mode Is Dependent on Relative Humidity

C.L. Feider, R. DeHoog, M. Sans, J. Zhang, A. Krieger, and L.S. Eberlin

