

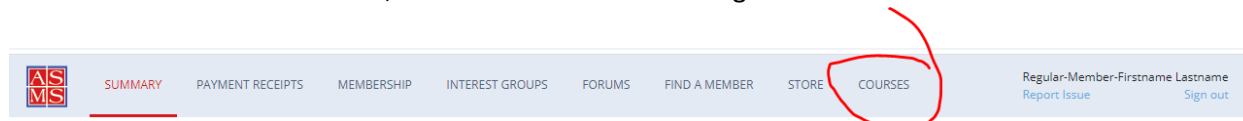
To Access Videos for ASMS Online Short Courses – Available Until August 31

Step 1

Go to www.MEMBERS.asms.org and login with your ASMS credentials.

Step 2

Once logged in the Courses tab will appear IF you registered for courses 02 Glycans-Glycoproteins, 04 Native Mass Spec, 07 Bioinformatics for Protein ID, or 09 LC-MS Troubleshooting. See screenshot below.



Your Summary

Your Profile



Conferences

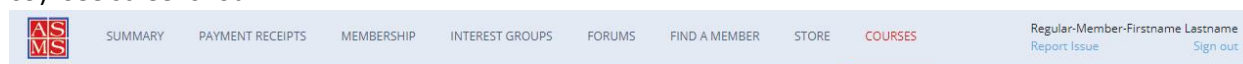
My Registrations

Upcoming

You have not registered for any conferences.

Step 3

Select the Courses tab. This page will display videos only for courses for which you registered (courses 02, 04, 07, and 09). See screenshot.



If you registered for 2020 short courses 02-Glycans & Glycoproteins, 04-Native Mass Spec, 07-Bioinformatics for Protein Identification, and 09-LCMS: Maintenance & Practical Troubleshooting then you will find your course videos below. Each course is divided into **four video parts**: 1st video is Day 1 morning; 2nd video is Day 2 afternoon; 3rd video is Day 2 morning; and 4th video is Day 2 afternoon.

For courses 02, 04, 07, and 09 the on-demand video access is available to you until **August 31**. Videos are only accessible for viewing in this portal. A full-screen icon is available in lower right corner of each video thumbnail.

If you registered for course 02, 04, 07, or 09 but do not see the video for your course below, please contact info@asms.org.

04 Native Mass Spectrometry (Parts 1-4)

This short course will include interactive software exercises for participants to work with data hands-on.

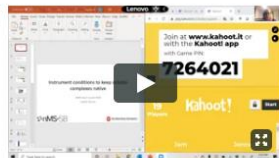
In preparation for this, please download UniDec software before the conference from here: <https://github.com/mchase/mc-hase.github.io/wiki/UniDec>

Note: UniDec is only available for Windows. Further installation instructions can be found at <https://github.com/mchase/mc-hase.github.io/wiki/UniDec>

If you have any problems installing and running the software, please contact info@asms.org prior to the short course.

In advance of the Short Course, please also download ASMS free software for deconvolution at <https://github.com/ASMS/ASMS-Deconvolution>

The zip file containing everything you need is called ASMS_VS3_GUI.zip download it and unzip it.



Step 4

Each course is divided into four video parts (1-4). From left to right, Day 1 morning – Day 2 afternoon. Click 'play' icon to begin a video. Use the full-screen icon in lower right of thumbnail to view full-screen. Videos may only be played on this page. Videos cannot be downloaded. **Access ends on August 31.**