

ASMS NEWS & VIEWS

i-ii

ASMS News & Views
Edited by Gavin Reid

EDITORIAL

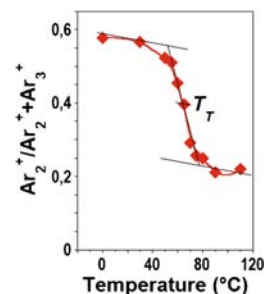
1-3

To Improve is to Change
J.A. Loo

SHORT COMMUNICATION

4-7

Temperature Dependence of Ar_n^+ Cluster Backscattering from Polymer Surfaces: a New Method to Determine the Surface Glass Transition Temperature
C. Poleunis, V. Cristaudo, and A. Delcorte

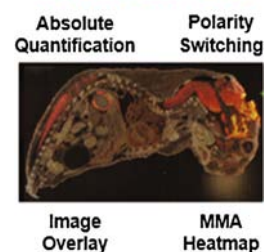


RESEARCH ARTICLES

8-16

MSiReader v1.0: Evolving Open-Source Mass Spectrometry Imaging Software for Targeted and Untargeted Analyses
M.T. Bokhart, M. Nazari, K.P. Garrard, and D.C. Muddiman

MSiReader v1.0




Instructions for authors for *The Journal of The American Society for Mass Spectrometry* can be found at www.springer.com/13361

Abstracted/Indexed in: Academic OneFile, Academic Search, Chimica, CSA/Proquest, Current Abstracts, Current Contents/Physical, Chemical and Earth Sciences, EI-Compendex, EMBASE, Food Science and Technology Abstracts, Google Scholar, IBIDS, INIS Atomindex, Inspec, OCLC, PubMed/Medline, Science Citation Index, Science Citation Index Expanded (SciSearch), SCOPUS, and Summon by Serial Solutions.

Journal of the American Society for Mass Spectrometry (ISSN 1044-0305) is published monthly by Springer Science & Business Media, 233 Spring St, 6th Fl., New York, NY. Periodicals postage is pending at New York, NY and additional mailing offices. POSTMASTER: Send address changes to *Journal of The American Society for Mass Spectrometry*, Springer, 233 Spring Street, New York, NY 10013, USA.

17–25

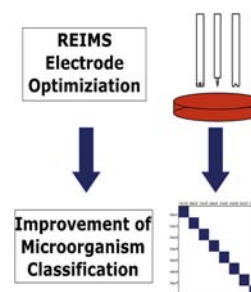
Characterization and Analysis of Paper Spray Ionization of Organic Compounds
H. Aliaga-Aguilar



26–33

Effect of Electrode Geometry on the Classification Performance of Rapid Evaporative Ionization Mass Spectrometric (REIMS) Bacterial Identification

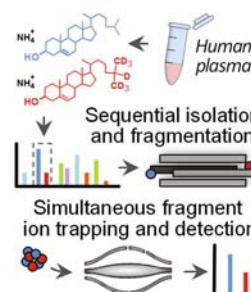
Z. Bodai, S. Cameron, F. Bolt, D. Simon, R. Schaffer, T. Karancsi, J. Balog, T. Rickards, A. Burke, K. Hardiman, J. Abda, M. Rebec, and Z. Takats



34–41

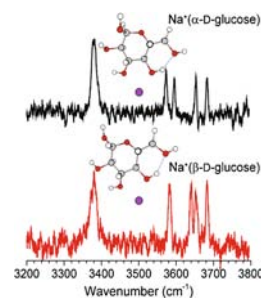
Easy, Fast, and Reproducible Quantification of Cholesterol and Other Lipids In Human Plasma by Combined High Resolution MSX and FTMS Analysis

S.F. Gallego, K. Højlund, and C.S. Ejsing



42–50

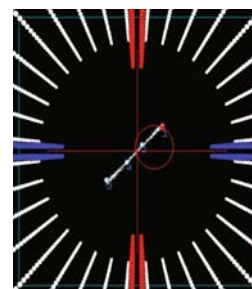
IR-IR Conformation Specific Spectroscopy of Na⁺(Glucose) Adducts
J.M. Voss, S.J. Kregel, K.C. Fischer, and E. Garand



51–62

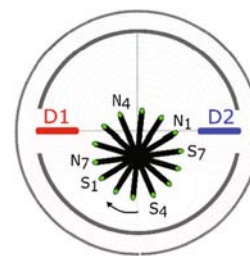
Multiparticle Simulations of Quadrupolar Ion Detection in an Ion Cyclotron Resonance Cell with Four Narrow Aperture Detection Electrodes

J.A. Driver, K.O. Nagornov, A.N. Kozhinov, Y.O. Tsybin, A. Kharchenko, and I.J. Amster



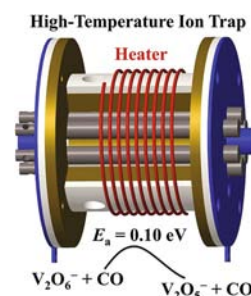
63–77

Cyclotron Phase-Coherent Ion Spatial Dispersion in a Non-Quadratic Trapping Potential is Responsible for FT-ICR MS at the Cyclotron Frequency
K.O. Nagornov, A.N. Kozhinov, and Y.O. Tsybin




78–84

Design and Application of a High-Temperature Linear Ion Trap Reactor
L.-X. Jiang, Q.-Y. Liu, X.-N. Li, and S.-G. He



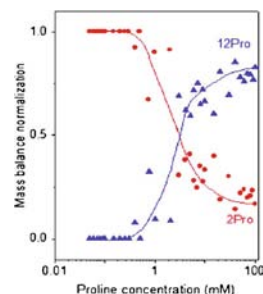
85–94

Design and Validation of In-Source Atmospheric Pressure Photoionization Hydrogen/Deuterium Exchange Mass Spectrometry with Continuous Feeding of D₂O
T. Acter, S. Lee, E. Cho, M.-J. Jung, and S. Kim



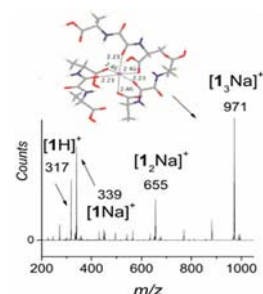
95–102

Cooperative Formation of Icosahedral Proline Clusters from Dimers
A.D. Jacobs, K.V. Jovan Jose, R. Horness, K. Raghavachari, M.C. Thielges, and D.E. Clemmer



103–113

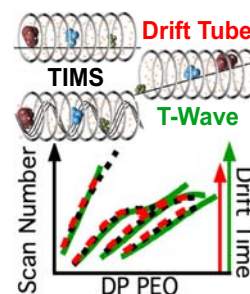
The Metal Effect on Self-Assembling of Oxalamide Gelators Explored by Mass Spectrometry and DFT Calculations
D. Dabić, L. Brkljačić, T. Tandarić, M. Žinić, R. Vianello, L. Frkanec, and R. Kobetić



114–120

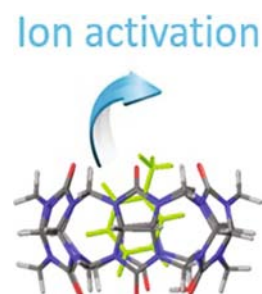
Comparison of Different Ion Mobility Setups Using Poly (Ethylene Oxide) PEO Polymers: Drift Tube, TIMS, and T-Wave

J.R.N. Haler, P. Massonnet, F. Chirot, C. Kune, C. Comby-Zerbino, J. Jordens, M. Honing, Y. Mengerink, J. Far, P. Dugourd, and E. De Pauw

**121–132**

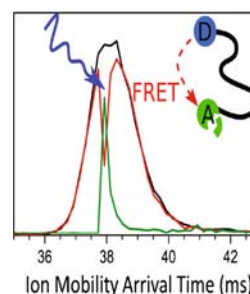
Flying Cages in Traveling Wave Ion Mobility: Influence of the Instrumental Parameters on the Topology of the Host–Guest Complexes

G. Carroy, V. Lemaur, C. Henoumont, S. Laurent, J. De Winter, E. De Pauw, J. Cornil, and P. Gerbaux

**133–139**

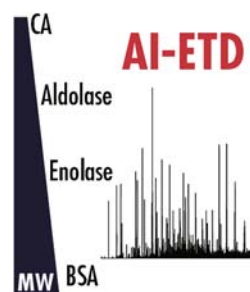
Combining Structural Probes in the Gas Phase - Ion Mobility-Resolved Action-FRET

S. Daly, L. MacAleese, P. Dugourd, and F. Chirot

**140–149**

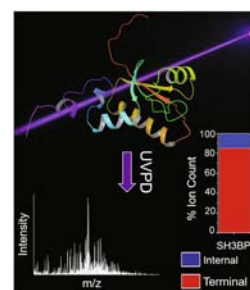
Sequencing Larger Intact Proteins (30-70 kDa) with Activated Ion Electron Transfer Dissociation

N.M. Riley, M.S. Westphall, and J.J. Coon

**150–157**

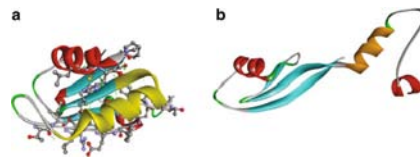
The Ups and Downs of Repeated Cleavage and Internal Fragment Production in Top-Down Proteomics

Y.A. Lyon, D. Riggs, L. Fornelli, P.D. Compton, and R.R. Julian



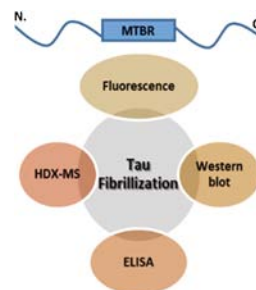
158–173

Structural Dynamics of the GW182 Silencing Domain Including its RNA Recognition motif (RRM) Revealed by Hydrogen-Deuterium Exchange Mass Spectrometry
M.K. Cieplak-Rotowska, K. Tarnowski, M. Rubin, M.R. Fabian, N. Sonenberg, M. Dadlez, and A. Niedzwiecka



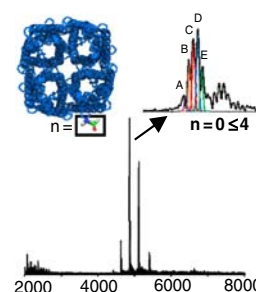
174–182

Probing Conformational Dynamics of Tau Protein by Hydrogen/Deuterium Exchange Mass Spectrometry
R.Y.-C. Huang, R.E. Iacob, S. Sankaranarayanan, L. Yang, M. Ahljanian, L. Tao, A.A. Tymiak, and G. Chen



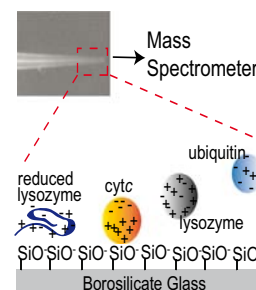
183–193

Fourier Transform-Ion Cyclotron Resonance Mass Spectrometry as a Platform for Characterizing Multimeric Membrane Protein Complexes
J.L. Lippens, M. Nshanian, C. Spahr, P.F. Egea, J.A. Loo, and I.D.G. Campuzano



194–202

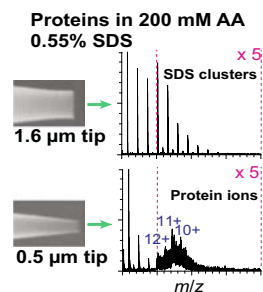
Protein-Glass Surface Interactions and Ion Desalting in Electrospray Ionization with Submicron Emitters
Z. Xia and E.R. Williams



APPLICATION NOTES

203–206

Submicrometer Emitter ESI Tips for Native Mass Spectrometry of Membrane Proteins in Ionic and Nonionic Detergents
A.C. Susa, J.L. Lippens, Z. Xia, J.A. Loo, I.D.G. Campuzano, and E.R. Williams



207–210

Bottom-Up Two-Dimensional Electron-Capture Dissociation Mass Spectrometry of Calmodulin
F. Floris, M.A. van Agthoven, L. Chiron, C.A. Wootton, P.Y.Y. Lam, M.P. Barrow, M.-A. Delsuc, and P.B. O'Connor

