



**ASMS NEWS & VIEWS**

*i-ii*

ASMS News & Views  
Edited by Gavin Reid

**LETTER TO THE EDITOR**

*1-4*

Michael Gross: 25 Years of Dedication and Leadership of JASMS (1990–2015)  
D.C. Muddiman

**OBITUARY**

*5-6*

Joseph E. Campana (1952–2014)  
M.M. Ross

**RESEARCH ARTICLES**

*7-13*

Multiphoton Dissociation of Electrosprayed MegaDalton-Sized  
DNA Ions in a Charge-Detection Mass Spectrometer  
*T. Doussineau, P. Paletto, P. Dugourd, and R. Antoine*



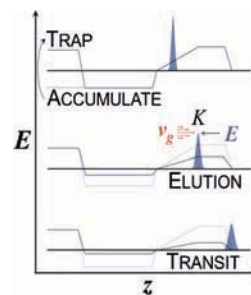
Instructions for authors for *The Journal of The American Society for Mass Spectrometry* can be found at [www.springer.com/13361](http://www.springer.com/13361)

**Abstracted/Indexed in:** *Academic OneFile, Academic Search, Chimica, CSA/Proquest, Current Abstracts, Current Contents/Physical, Chemical and Earth Sciences, EI-Compendex, EMBASE, Food Science and Technology Abstracts, Google Scholar, IBIDS, INIS Atomindex, Inspec, OCLC, PubMed/Medline, Science Citation Index, Science Citation Index Expanded (SciSearch), SCOPUS, and Summon by Serial Solutions.*

Journal of the American Society for Mass Spectrometry (ISSN 1044-0305) is published monthly by Springer Science & Business Media, 233 Spring St, 6th Fl., New York, NY. Periodicals postage is pending at New York, NY and additional mailing offices. POSTMASTER: Send address changes to *Journal of The American Society for Mass Spectrometry*, Springer, 233 Spring Street, New York, NY 10013, USA.

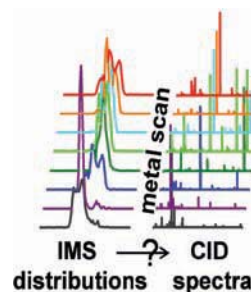
## 14 – 24

Fundamentals of Trapped Ion Mobility Spectrometry  
*K. Michelmann, J.A. Silveira, M.E. Ridgeway, and M.A. Park*



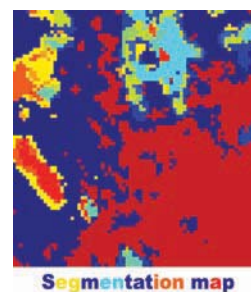
## 25 – 35

Populations of Metal-Glycan Structures Influence MS  
 Fragmentation Patterns  
*F. Zhu, M.S. Glover, H. Shi, J.C. Trinidad, and D.E. Clemmer*



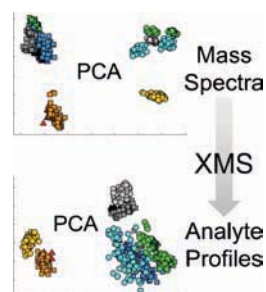
## 36 – 43

Spatial Segmentation of MALDI FT-ICR MSI Data: A Powerful Tool  
 to Explore the Head and Neck Tumor In Situ Lipidome  
*L. Krasny, F. Hoffmann, G. Ernst, D. Trede, T. Alexandrov, V. Havlicek,  
 O. Guntinas-Lichius, F. von Eggeling, and A.C. Crecelius*



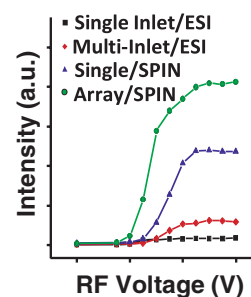
## 44 – 54

XMS: Cross-Platform Normalization Method for Multimodal Mass  
 Spectrometric Tissue Profiling  
*O. Golf, L.J. Muirhead, A. Speller, J. Balog, N. Abbassi-Ghadi,  
 S. Kumar, A. Mróz, K. Veselkov, and Z. Takáts*



## 55 – 62

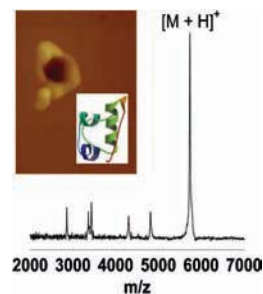
On the Ionization and Ion Transmission Efficiencies of Different  
 ESI-MS Interfaces  
*J.T. Cox, I. Marginean, R.D. Smith, and K. Tang*



## 63 – 70

Tip-Enhanced Laser Ablation Sample Transfer for Biomolecule Mass Spectrometry

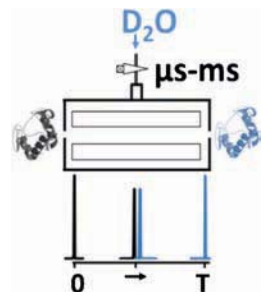
*S. Ghorai, C.A. Seneviratne, and K.K. Murray*



## 71 – 82

Time-Resolved Pulsed Hydrogen/Deuterium Exchange Mass Spectrometry Probes Gaseous Proteins Structural Kinetics

*K. Rajabi*



## 83 – 97

Automated Assignment of MS/MS Cleavable Cross-Links in Protein 3D-Structure Analysis

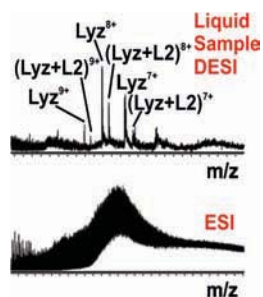
*M. Götze, J. Pettelkau, R. Fritzsche, C.H. Ihling, M. Schäfer, and A. Sinz*



## 98 – 106

Quantifying Protein-Carbohydrate Interactions Using Liquid Sample Desorption Electrospray Ionization Mass Spectrometry

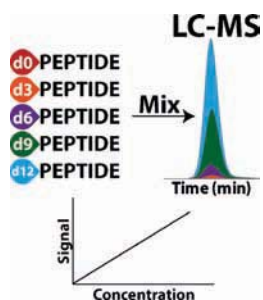
*Y. Yao, K. Shams-Ud-Doha, R. Daneshfar, E.N. Kitova, and J.S. Klassen*



## 107 – 119

Novel isotopic *N,N*-Dimethyl Leucine (iDiLeu) Reagents Enable Absolute Quantification of Peptides and Proteins Using a Standard Curve Approach

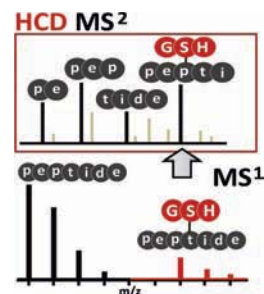
*T. Greer, C.B. Lietz, F. Xiang, and L. Li*



## 120 – 132

Characteristic Tandem Mass Spectral Features Under Various Collision Chemistries for Site-Specific Identification of Protein S-Glutathionylation

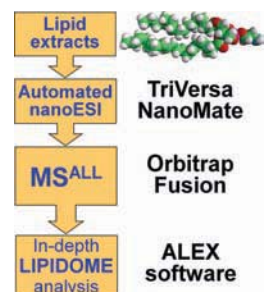
C.-C. Chou, B.-Y. Chiang, J.C.-Y. Lin, K.-T. Pan, C.-H. Lin, and K.-H. Khoo



## 133 – 148

Comprehensive Lipidome Analysis by Shotgun Lipidomics on a Hybrid Quadrupole-Orbitrap-Linear Ion Trap Mass Spectrometer

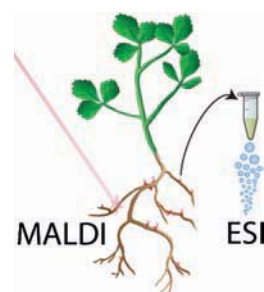
R. Almeida, J.K. Pauling, E. Sokol, H.K. Hannibal-Bach, and C.S. Ejsing



## 149 – 158

Multifaceted Investigation of Metabolites During Nitrogen Fixation in *Medicago* via High Resolution MALDI-MS Imaging and ESI-MS


E. Gemperline, D. Jayaraman, J. Maeda, J.-M. Ané, and L. Li



## 159 – 165

Detection of "Bath Salt" Synthetic Cathinones and Metabolites in Urine via DART-MS and Solid Phase Microextraction

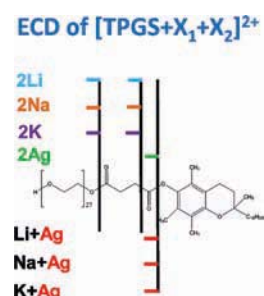
J. LaPointe, B. Musselman, T. O'Neill, and J.R.E. Shepard



## 166 – 173

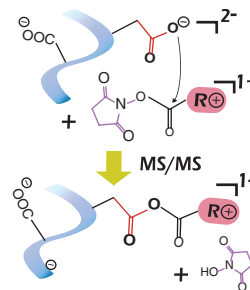
The Competitive Influence of Li<sup>+</sup>, Na<sup>+</sup>, K<sup>+</sup>, Ag<sup>+</sup>, and H<sup>+</sup> on the Fragmentation of a PEGylated Polymeric Excipient

J. Wei, A.W.T. Bristow, and P.B. O'Connor



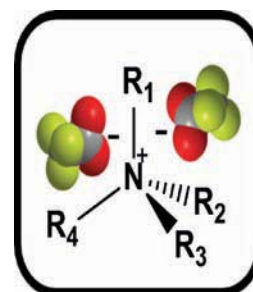
## 174 – 180

Gas Phase Reactivity of Carboxylates with *N*-Hydroxysuccinimide Esters  
*Z. Peng, W.M. McGee, J. Bu, N.Z. Barefoot, and S.A. McLuckey*



## 181 – 189

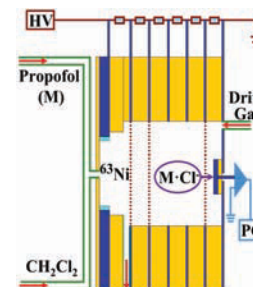
A Novel Route to Recognizing Quaternary Ammonium Cations  
 Using Electrospray Mass Spectrometry  
*H.M. Shackman, W. Ding, and M.S. Bolgar*



## APPLICATION NOTES

## 190 – 193

Improved Analytical Performance of Negative  $^{63}\text{Ni}$  Ion Mobility Spectrometry for On-line Measurement of Propofol Using Dichloromethane as Dopant  
*Q. Zhou, L. Hua, C. Wang, E. Li, and H. Li*



## 194 – 197

Immobilized Pepsin Microreactor for Rapid Peptide Mapping  
 with Nanoelectrospray Ionization Mass Spectrometry  
*Y. Long and T.D. Wood*

